

## GCG Sunday School - 31st March 2024

### Lesson Outline



**Lesson:** The Victorious Servant  
**Passage:** Isaiah 52:13-53:12  
**Big Idea:** The Lord would send his servant to die for our sins and rise again in victory.  
**Main Aim:** Be happy that Jesus died and rose in victory, so we can be friends with God.

**Please pray** for the lesson preparation, that you and the children would be built up by God's word.

Unless you are at the Greenwich service, you will need to bring a **laptop/tablet** to play the videos and songs. If needed, Jonny can provide **a laptop and a Bluetooth speaker**. 😊

**Additional resources:** [Mustard seeds plan](#)

### The Passage

#### Summary.

Israel was God's failed servant (Isaiah 42:19). Blind and unable to keep God's law. But God reveals a new servant (49:2-6), who will be obedient, die and rise for his people (52-53).

52:13-53:3 This servant doesn't look very amazing?

He will be "High and lifted up" - Only God is like this in Isaiah.

But his appearance is marred, no majesty or beauty, a man of sorrows. Why?

53:4-9 Because he suffered and died for our sins.

We all sinned. And deserve God's judgement.

He did no wrong. He suffered and died for us.

53:10-12 And yet, the servant would live again. He really is amazing!

He would see his "children", making those who trust him friends with God.

#### *For them then.*

Be joyful because of the promise of a new servant. A faithful, yet suffering servant.

He would make a way for you to become friends with God, by dying and rising.

#### *For us now.*

Be joyful and trust in the promise fulfilled in Jesus. He is the faithful servant who died and rose, so we could be friends with God.

### The Age Ranges

*For CW (average age 4-5 years) and Greenwich (average age 6-7 years):*

Prepare the lesson for **all ages**. Then prepare your leaders to divide into separate **Sailor** and **Officer** groups for **Heart & Hands** teaching.






**Sailors: Ages 3-7**

**Officers: Ages 8-11**

*Eltham (Sailors average age: 4-5 years, Officers average age: 7-8 years):*

Personalise **all material** for the Sailors or Officers.

## The Rough Format.

Get Going 3 min + song	Main Teaching ~15 mins	Heart & Hands ~20 mins	Land The Lesson ~10 mins	Extra Fun Time ~10 mins
				
Welcome & Pray Quick Recap Song	The Big Idea The Main Aim	Activities Discussion	Recap Memory Verse Pray to close.	Optional: Can go mid-session.

## Outline Idea



### Get Going Welcome, Pray, Quick Recap & Song

#### Welcome the children - Connect briefly with the children.

- Ask them a fun question, showing we're interested in their lives.
- Then you could ask them a simple question which will connect loosely with the theme.
  - Sailors - [What is the most amazing thing you've ever seen?](#)
  - Officers - [Same - personalised for your Officers.](#)

Link: We're going to see someone amazing today.  
But many people didn't understand and didn't think he looked amazing.

#### Prayer

- Let's listen carefully to what God has to say to us today.



#### Very Speedy Recap - Scroll of time

Last week's big idea: We saw God promised a new heart.


Link: In today's passage, we'll see how God will complete his promises, with a servant.

#### Song

NEW SONG (For Easter Sunday + Isaiah next year)

Talk through the words and actions before singing.

- <https://www.youtube.com/watch?v=JnXXFvYV040>



### Main Teaching Teaching the Big Idea & Main Aim.

*Have a Bible open throughout for the children to see that we're teaching from God's word, and not from our heads. Try to get clearly and repeatedly to the Big Idea and Main Aim.*

- I'd recommend reading the passage in ICB translation for child-friendly language.

- Lesson Points

Intro, the people of Israel sinned and deserved God's judgement.

God said he'd fix it, with an amazing servant.

1. 52:13-53:3 This servant doesn't look very amazing?

He will be "High and lifted up" - Only God is like this in Isaiah.

But his appearance is horrible, no beauty, a man of sorrows.

Q. Why is the honoured and respected servant looking horrible and hated?

2. 53:4-9 Because he suffered and died for our sins.

We swapped places.

We all sinned. And deserve God's judgement.

He did no wrong. He suffered and died for us.

That's awful.

Q. Was that the end of the servant?

3. 53:10-12 The servant would live again. He really is amazing.

He would see his "children", spiritual children.

Trusting in him would mean that they could be friends with God.

- Brief Application - Main aim expanded.

We have all sinned like Israelites.

We can't fix our own sin, we need someone else to fix it.

God's obedient servant, Jesus fixed it.

He swapped places with us, and died in our place.

Jesus defeated death, so we can be friends with God.

We can be happy and trust this today.

- Sailors

*Explain the passage, asking questions along the way. **Keep it clear.***

*Repeat the Big Idea and the Main Aim.*

*Use the **lesson points above** with the **teaching images**.*

- Visual aid suggestion (Bluetak and the wall)

Intro: Lay out the images about Israelites (Israelite crowd): they're sinful, they can't fix it.

God would fix it with an amazing servant.

1. Lay out the images to describe the amazing (mystery) servant.

Not attractive, not popular, he looked awful! Why?

2. Lay out the swap image.

Swap the sin image onto the servant and the "obeyed law" image onto the Israelites.

3. Lay out images showing he wanted to do it (hand up), and the medal (victory).

He would come back to life, so we'd know he was the amazing servant.  
And we could be friends with God.

Use the laminated gospel explanation pictures we already have to show how Jesus fulfils this.

We have sinned, we can't fix it.

Swap our sin onto Jesus, his obedience onto us.

Using Jesus' crown, the cross and the empty tomb.

- *Brief application - Main Aim expanded*

- Officers

*Interactive talk through the text. **Keep it clear.***

*Repeat the Big Idea and the Main Aim.*

*Maybe act it out, or have them draw something, or shout out the best thing they see in the passage, make a puppet show using paper and card, go for a walk outside.*

- *Use the **lesson points above.***
- *Brief application - Main Aim expanded - With questions.*



## Heart and Hands

**Think more about the Main Aim with: Activities and discussion.**

### Activities - Craft or worksheet

- Sailors - *Craft - Fold the sheet at marked. Then use a craft knife to cut the black frame.*

*Since the sheet is folded, it should cut out both the child and the cross pictures together.*

*Use the provided stick, sandwiched by the frame and the cross&child pictures.*

*The Cross and child pictures will spin.*

*I'll send a video of it working..!*

- Officers - *Worksheet*
- Extra games - *In the GDrive.*

If you finish craft early, you may want to play a game with the remaining time.

### Discussion - What would it look like to believe the Main Aim?

*Think through with the children what the Main Aim means for our lives.*

- Talk through the Main Aim further.
  - Sailors - *Go further than Brief Application.*
  - Officers - *Go further than Brief Application, with questions to provoke thought.*



## Land the lesson

**Bring everything together with: Recap, Memory Verse and Prayer.**

### Scroll of time update

### Memory verse



*“Even if you have been banished to the most distant land under the heavens, from there the Lord your God will gather you and bring you back.” Deuteronomy 30:4 (NIVUK)*

Ideas for learning the memory verse. I will provide the verse on laminated paper with Blu Tack.

- Sailors - **Song and actions are available here. (Sent on Whatsapp for now)**
- Officers - If capable, they can come up with a rap/ spoken word for the verse.  
They can repeat and improve it each week.

## Pray

Encourage the children to pray with you about the Big Idea and Main Aim.

They could **thank/praise God** for it or **ask for help** in believing it.

- Sailors

You could ask for hands up/ thumbs up for those who would like to pray.

You could suggest “Popcorn prayers” - really short prayers. Or “Arrow prayers” - We all shoot up like an arrow at the end. Or you could try the idea we use with Officers.

- Officers

You could pass an object, like a Bible, around the room. When a child receives the Bible, they can choose to pray in their head or aloud.



## Extra fun time.

**An optional game, which can be played mid-session.**

*Game idea. Feel free to play something different!*

- Sailors - **Pass the bomb.**

Use a ball (I'll put one in the Sunday school box). Sit in a circle or let the children run around. Start a timer.

The last one to touch the ball is “on”. Children pass or throw the ball to get someone else “on”. When the timer runs out, the last person to touch the ball is the loser.

You could add more balls (scrunched-up paper?) for extra fun.

- Officers - Use idea above or feel free to think of something fun.

Link (not super-important): Jesus was willing to take on the bad things for others?  
Tenuous, I admit!

## Sign out with Take Home Sheets

- While signing out with Rollcall, Take Home sheets will be provided to carers and parents about the children's lesson.

## Final notes

The following items will be printed for you and brought to the lesson:

- Main teaching pictures and materials.
- Activities: Sailors craft and Officers worksheets.
- Memory verse, laminated.
- Take Home Sheets.

Additional materials will be available:

- Craft materials.
- Pens, paper, glue, scissors.